

Solutions
for demanding
business.



Financial Results for 2015 And Business Update

February 19th, 2016

Warsaw

Q4 and FY 2015 results

2015 highlights – solid growth based on own solutions

- Increasing revenues from **Own Solutions** with positive impact on margins
- New references from markets **outside SEE region** (Italy, Morocco)
- Continued growth of **Payment business**
- Continued improvement in **Banking BU**. Group level contracts for digitalization in regional banks
- Good Q4 in **Integration** despite lower revenues. Significant tender won in Croatian public administration

Strong Q4'15 results albeit slightly lower than last year

mEUR	Q4 2015	Q4 2014	Δ YoY
Revenue	32,9	39,3	-16%
EBITDA	5,3	5,3	+1%
EBIT	3,4	3,7	-10%
NPAT	2,6	3,3	-20%
<i>EBITDA %</i>	<i>16,3%</i>	<i>13,5%</i>	
<i>EBIT %</i>	<i>10,3%</i>	<i>9,5%</i>	

mPLN	Q4 2015	Q4 2014	Δ YoY
Revenue	139,7	165,5	-16%
EBITDA	22,7	22,3	+2%
EBIT	14,4	15,8	-9%
NPAT	11,1	13,7	-19%

Very good results in FY'15 – better performance in Banking and Payments

mEUR	2015	2014	Δ YoY
Revenue	116,4	119,6	-3%
EBITDA	19,9	16,5	+20%
EBIT *	12,7	11,0	+15%
NPAT*	10,4	9,3	+12%
<i>EBITDA %</i>	<i>17,1%</i>	<i>13,8%</i>	
<i>EBIT %</i>	<i>10,9%</i>	<i>9,2%</i>	

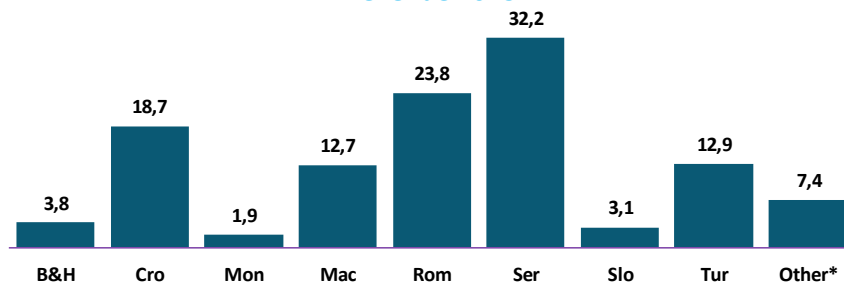
mPLN	2015	2014	Δ YoY
Revenue	487,2	500,9	-3%
EBITDA	83,4	69,3	+20%
EBIT	53,1	46,2	+15%
NPAT	43,5	39,0	+11%

* Normalized EBIT = EUR 12.6m (PLN 52.6), normalized NPAT = EUR 10.2m (PLN 42.6) – excluding return of tax on civil law transactions overpaid in 2008-10

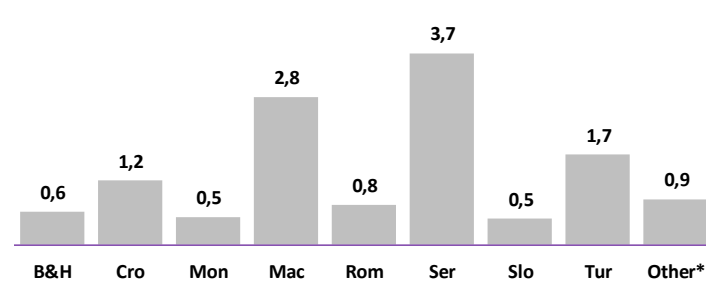
Growth in EBIT coming from Macedonia and medium/small operations

mEUR	Revenue				EBIT			
	2015	2014	Change	% Diff	2015	2014	Change	% Diff
B&H	3,8	3,2	0,6	+19%	0,6	0,3	0,4	+143%
Cro	18,7	16,8	1,9	+11%	1,2	1,4	-0,2	-12%
Mon	1,9	2,0	-0,1	-4%	0,5	0,5	0,1	+12%
Mac	12,7	15,2	-2,5	-16%	2,8	2,1	0,8	+36%
Rom	23,8	27,8	-4,0	-15%	0,8	1,2	-0,4	-36%
Ser	32,2	32,7	-0,5	-1%	3,7	3,5	0,2	+6%
Slo	3,1	2,7	0,4	+17%	0,5	0,3	0,2	+56%
Tur	12,9	11,9	0,9	+8%	1,7	2,0	-0,3	-15%
Other*	7,4	7,3	0,1	+1%	0,9	-0,1	1,0	
GASEE	116,4	119,6	-3,1	-3%	12,7	11,0	1,7	+15%

Revenue 2015



EBIT 2015



Safe liquidity position

mEUR	Asseco SEE Group		
	2015	2014	Δ
Cash and cash equivalents	9,8	13,1	-3,4
Short term investments	14,6	8,4	6,2
Short term and long term debt	-10,6	-10,1	-0,5
Net Cash	13,7	11,4	2,3
Receivables and Prepayments	27,2	29,9	-2,7
Liabilities, Provisions and Deferred Income	-26,0	-27,7	1,8
Inventory	3,6	3,8	-0,2
Operational Balance	18,5	17,4	1,2

High cash conversion ratio despite debt repayments

mEUR	Asseco SEE Group		
	2015	2014	2013
Operating cash flow	20,1	18,3	9,6
Debt increase	0,6	8,0	3,1
- CAPEX - IT Infrastructure for outsourcing	-7,2	-10,1	-3,9
- Other CAPEX	-2,0	-2,4	
- Capitalized R&D	-1,2	-1,9	-3,0
Free cash flow	10,3	11,9	4,2
Cash conversion ratio*	81%	108%	41%

*Cash conversion ratio calculated as Free cash flow to EBIT

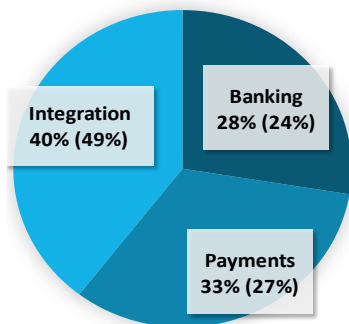
Growing results in Banking and Payments compensate well decline in Integration

mEUR	Revenue		
	2015	2014	Change
Banking	32,1	28,2	3,9
Payments	38,3	32,3	6,0
Integration	46,0	59,0	-13,0
Asseco SEE Group	116,4	119,6	-3,2

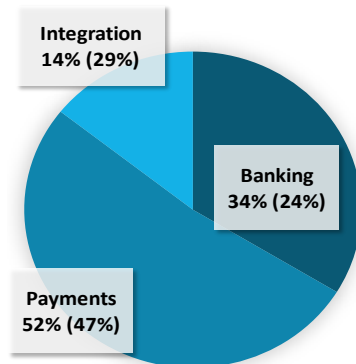
EBITDA		
2015	2014	Change
5,6	4,0	1,6
11,0	8,1	2,9
2,9	4,3	-1,4
19,9	16,5	3,4

EBIT		
2015	2014	Change
4,2	2,7	1,5
6,4	5,1	1,3
1,8	3,2	-1,4
12,7	11,0	1,7

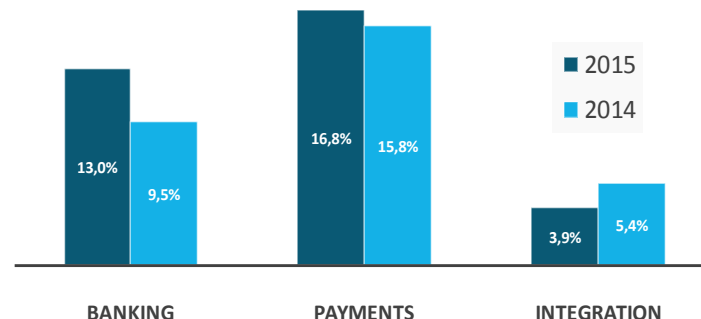
Revenue per BUs 2015



EBIT per BUs 2015



Profitability per BU



Q4 2015 Best Deals

Banking



- **PFM** for a bank in Italy
- **Experience Customer Analytics** for a bank in Macedonia
- **Data governance/BI** in Serbia for a big international banking group
- **Bapo in Corso** credit card workflow for a bank in Serbia
- **InACT** Enterprise Fraud Monitoring and Prevention for a bank in Turkey
- **Treasury and Risk/Accounting** for a bank in Serbia
- **Corporate eBanking** for a bank in Serbia
- **Tezauri** profitability - for an international bank in Macedonia

Payment



- New **delivery of ATMs** for an international bank in Croatia
- Extension of **POS outsourcing** contract for a leading bank in Serbia
- **ATM outsourcing** for a international bank in B&H
- **MSU** – payment hosting solution for a telecom in Turkey
- **MassPay** for a major bank in Turkey

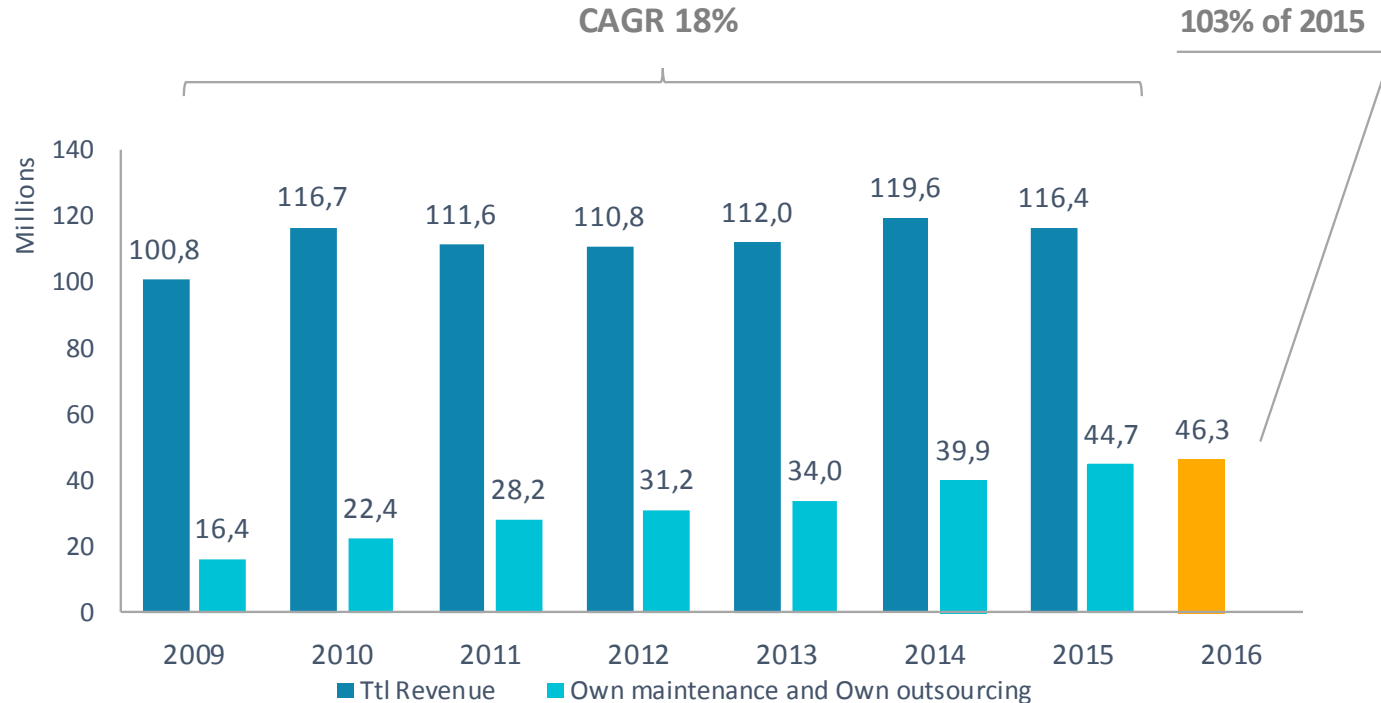
System Integration



- **DMS Document Management System** for electronic registry office hosted by Croatian State owned company APIS for all Government Institutions
- Upgrade of **IVN contact center** solution for a bank in Turkey
- **Live contact center** and **ticketing solution** for Ohridska Banka in Macedonia and ED Centar Kragujevac electricity distributor in Serbia
- Implementation of **Dynatrace APM** at a Turkish bank

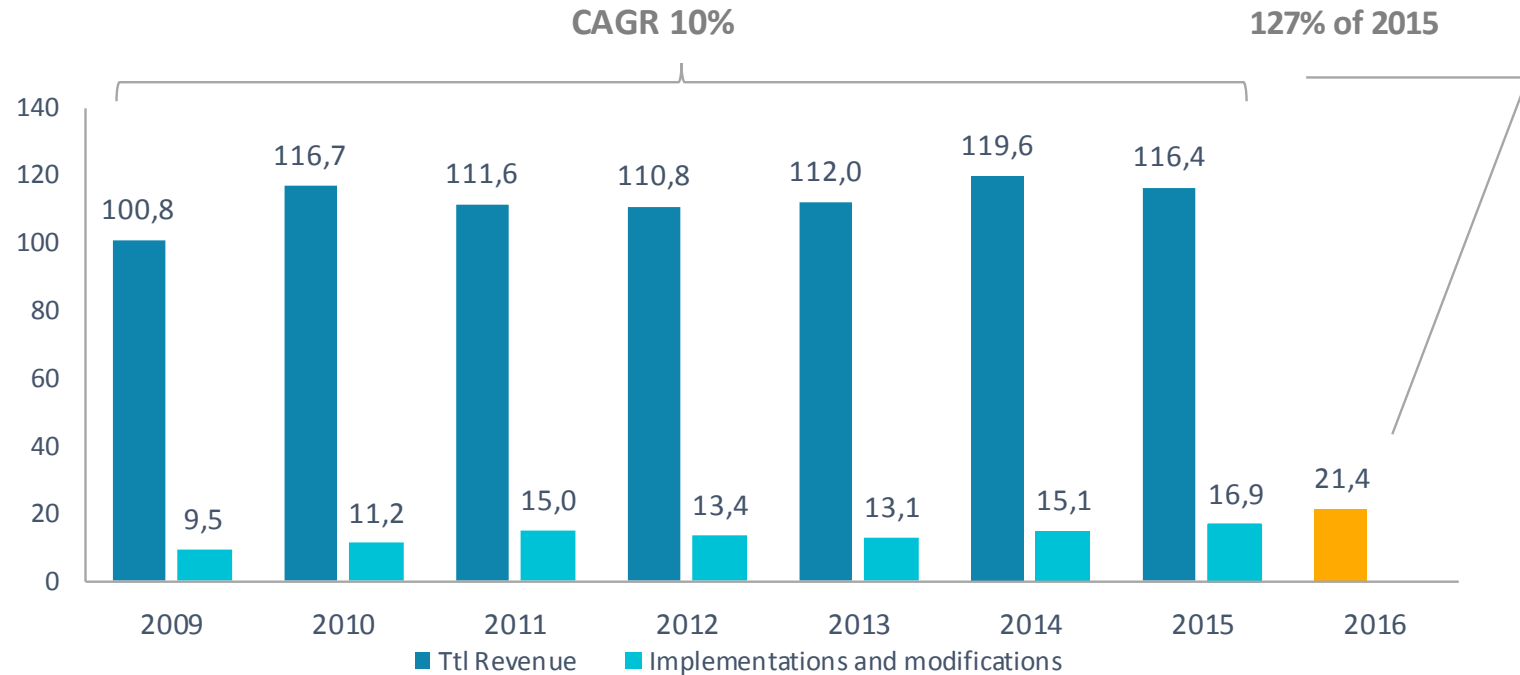
Strategic KPIs and outlook for 2016

Maintenance and Outsourcing

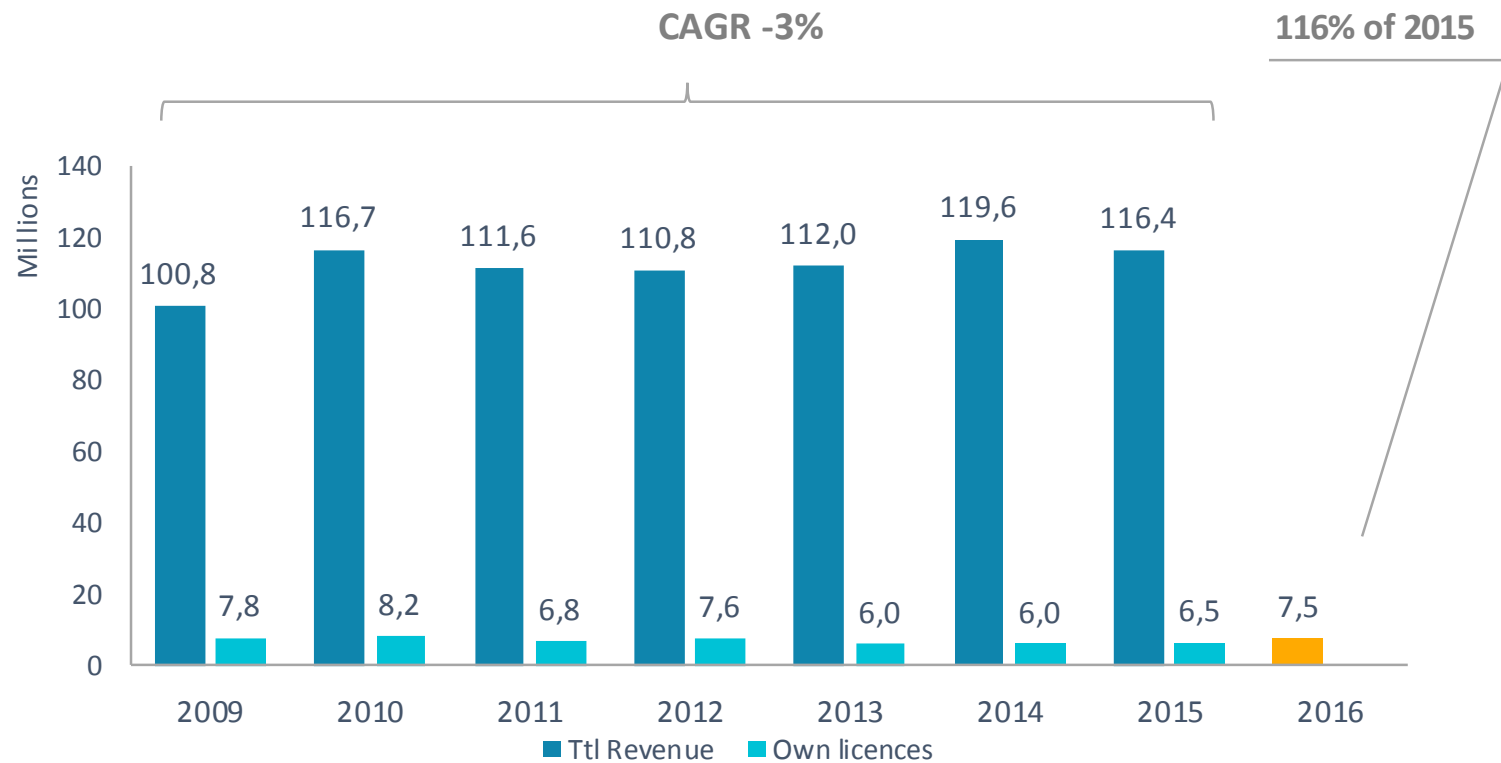


	2009	2010	2011	2012	2013	2014	2015A
Cost Coverage	53%	56%	60%	61%	60%	66%	68%

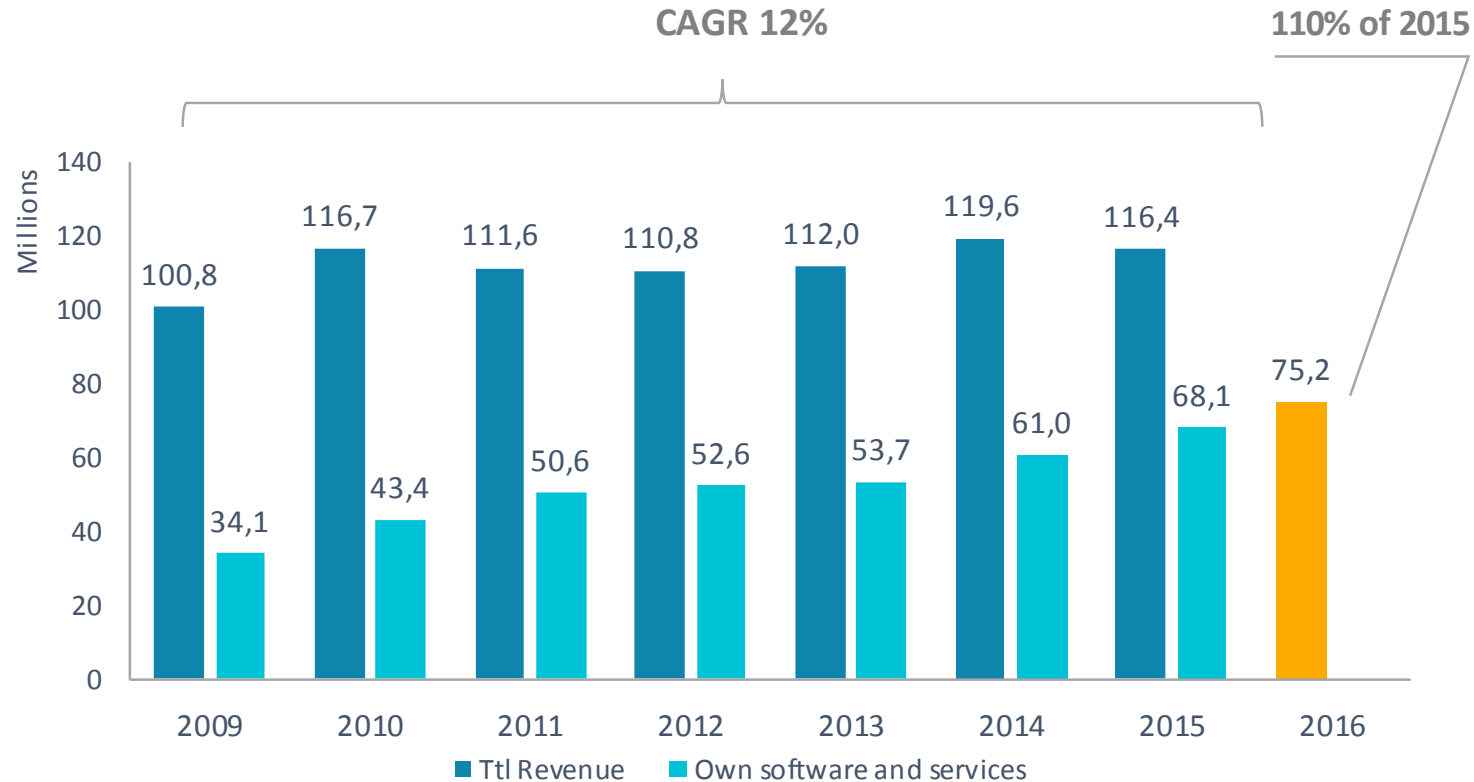
Implementations and modifications



Licenses

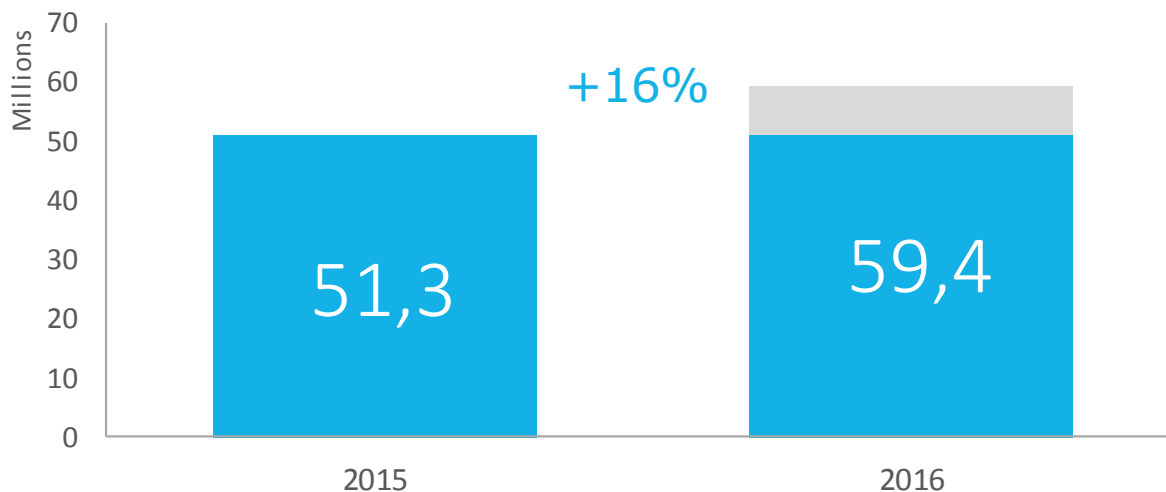


Own software and services



Increase in backlog in 2016

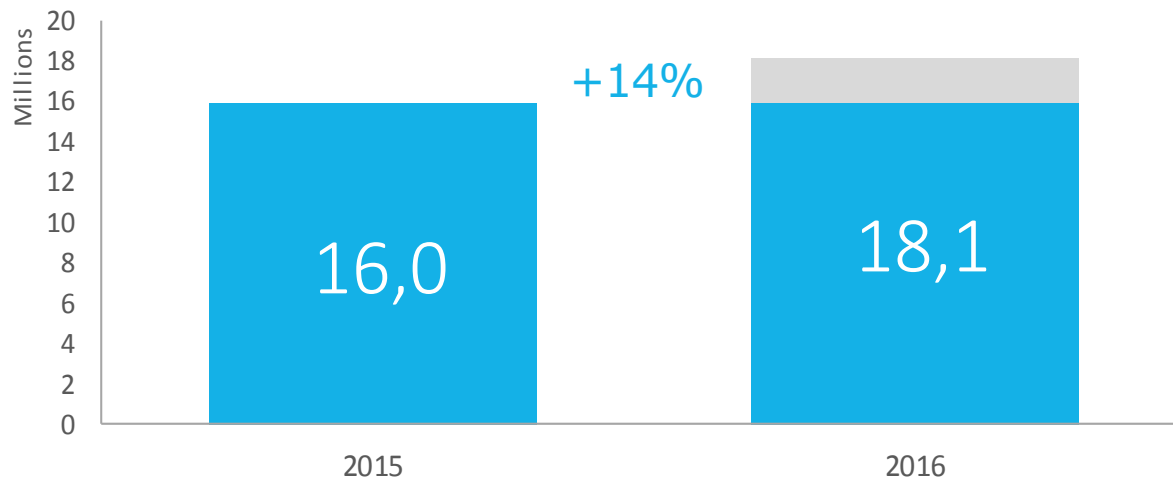
	mEUR	2015*	2016*	Diff
Revenues BL		66,3	78,9	+19%
Margin1 BL		51,3	59,4	+16%



* 2015 as at 12-Feb-2015, 2016 as at 12-Feb-2016

Increase in backlog in Q1 2016

mEUR	Q1 2015*	Q1 2016*	Diff
Revenues BL	24,0	27,3	+14%
Margin1 BL	16,0	18,1	+14%




* 2015 as at 12-Feb-2015, 2016 as at 12-Feb-2016

Thank you

<http://asseco.com/see/>

Legal disclaimer

The content presented in this presentation is subject to copyright protection and has the ownership title. Texts, graphics, photographs, sound, animations and videos as well as their distribution in the presentation are protected under the Copyright and related rights Law. Unauthorized use of any material contained in the presentation herein may constitute an infringement of copyright, trademark or other laws. The materials in this presentation may not be modified, copied, publicly presented, executed, distributed or used for any other public or commercial purposes, unless the Board of Asseco South Eastern Europe S.A. gives consent in writing. Copying for any purpose, including commercial use, distribution, modification or acquisition of the contents of this presentation by third parties is prohibited. Moreover, this presentation may contain reference to third-party offers and services. Terms of use for such offers and services are defined by these entities.

Asseco South Eastern Europe S.A. assumes no responsibility for the conditions, contents and effects of the use of offers and services of these entities. The data and information contained in this presentation are for information purposes only. Presentation was prepared with the use of  company products.

The name and logo of Asseco are registered trademarks by Asseco South Eastern Europe S.A. parent company – Asseco Poland S.A. and cannot be used without prior express consent.

asreco

SOUTH EASTERN EUROPE