



Payten

Financial results for Q1.2024 And Business Update

25th April, 2024

Q1'24 – Highlights

- ✓ **Very strong Payment** as main contributor to EBIT growth YoY. Growth driven **by eCommerce and Processing** as well as **IPD and ECR networks**
- ✓ **Q1 still good in Banking Solutions** thanks to **multichannel and security** solutions, which compensated slowdown in **core banking**. Slowdown expected from Q2 onwards
- ✓ **Expected slower H1 in Dedicated Solutions** due to delays in contracting new projects
- ✓ **Significant negative** impact of strong PLN (8% stronger versus EUR) on results in PLN
- ✓ **Price indexation** challenges in Turkey completed with positive results
- ✓ **Q1 transactions: 526m (+28%) eCommerce** transactions, **63m (+55%) IPD** transactions, **109m (+13%) physical** transactions processed

Q1'24 – ASEE best deals

Banking solutions:

- **Financial gateway implementation** for a bank in Serbia
- **Financial gateway implementation** for a bank in Montenegro
- **Implementation of Payment Gateway** - Instant payment feature for financial institution in Serbia
- **Tezauri™ Basel III solution implementation** for the Bosnian Bank
- **Open Banking solution provided for two banks** in Montenegro
- **Digital Edge Mobile & Web** for the bank in Montenegro
- **InAct Anti Fraud solution** for three different banks in Montenegro
- **Multifactor Authentication Solution SxS** – for a large bank in Croatia
- **Mobile application security solution – App Protector** for a bank in Romania

Q1'24 – ASEE best deals

Dedicated solutions:

- **Mobile application for insights** into the citizens' accounts in Serbia
- **Licenses and implementation services of the WAF system** in Serbia
- **Licenses and support for software solution** AlgoSec Firewall Analyzer, with the addition of AlgoSec trainings for Serbian Bank
- **Integration of the DMS System** for a private company in Romania
- **Dynatrace Application Performance Management 2 Year Renewal** Project at a large size broadcasting corporation

Q1'24 – Payten best deals

E-Commerce:

- **Payten Payment Gateway – Payten Payment Gateway project including card storage** at an IT company
- **Payten Payment Gateway - BNPL Integration** at a payment facilitator
- **Secure IVR Integration** at a large size state-owned insurance company, at a large size state-owned life and pension insurance company
- **Payten Fintech Suite - PF Installation and Integration** at a payment facilitator of a large size public bank
- **Threatmetrix Integration** at a large size tourism company
- **Paratika Virtual POS solution** at an aluminum producing company, at an IT company, at an agriculture company.
- **Nestpay – Juzdan BNPL Integration** at a large size bank
- **Nestpay - Secure Payment Page (HPP)** at a large size public bank
- **Nestpay & 3D secure MPI 2.0&GO** Integration at a large size e-money and payment company


Q1'24 – Payten best deals

ATM and POS related services:

- Bank in Romania **extended existing POS outsourcing contracts**
- **Extension of ATM maintenance contract** for Croatian bank for three years
- **Agreement for new DN ATM** for one biggest banks in Serbia
- **Implementation of the TermHost project** to the Bank in Bulgaria which covers new UX for clients
- **Agreement for the implementation of a teller cash recycler (TCR)** on the Croatian market
- **POS terminals delivery** for a bank in Croatia
- **Completed ATM Delivery** for one bank in Romania
- **MDM Platform** for African processor

IPD and ECR:

- **Instore Payments (IPD)** solution for a clothing retailer chain in Croatia
- **Instore Payments (IPD)** solution for a beverages and food retailer chain in Croatia
- **Instore Payments (IPD)** solution for a jewellery retailer chain in Croatia



Q1 2024 results

Q1'24 – Growth of results in EUR

mEUR

	Q1 2024	Q1 2023	Q1 2024 no hyper.	Q1 2023 no hyper.	% Diff
Revenue	84.9	80.9	84.5	80.6	+5%
EBITDA	16.4	15.5	16.4	15.4	+6%
EBIT	11.0	10.6	11.1	10.6	+5%
NPAT	11.2	10.0	9.0	7.9	+13%
EBITDA %	19.4%	19.1%	19.4%	19.1%	
EBIT %	12.9%	13.1%	13.1%	13.2%	
EBIT non-IFRS	12.0	11.1	12.0	11.1	+8%
NPAT non-IFRS	10.4	8.6	10.4	8.6	+21%

mPLN

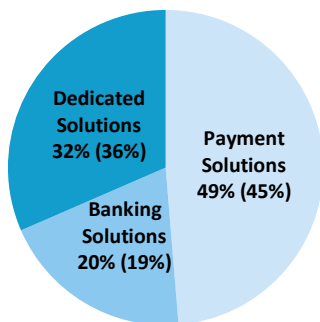
	Q1 2024	Q1 2023	Q1 2024 no hyper.	Q1 2023 no hyper.	% Diff
	367.1	380.1	365.3	378.7	-4%
	71.1	72.8	70.9	72.4	-2%
	47.5	49.8	47.9	49.8	-4%
	48.6	46.8	38.9	37.4	+4%
	19.4%	19.1%	19.4%	19.1%	
	12.9%	13.1%	13.1%	13.2%	
	51.8	52.4	51.8	52.4	-1%
	44.9	40.3	44.9	40.3	+11%

Acquisitions effect – Rev: 2.8 | EBIT: 0.7 | EBITDA: 1.1
No hyper. – excluding hyperinflation accounting

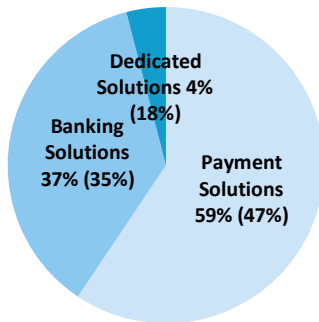
Q1'24 – Good quarter for Payment business

mEUR	Revenue			EBITDA			EBIT		
	Q1 2024	Q1 2023	Diff	Q1 2024	Q1 2023	Diff	Q1 2024	Q1 2023	Diff
Payment Solutions	41.2	36.5	+4.6	10.0	8.3	+1.7	6.6	5.0	+1.6
Non-Payment	43.4	44.0	-0.7	6.4	7.1	-0.7	4.5	5.6	-1.1
Banking Solutions	16.7	15.4	+1.4	4.8	4.4	+0.4	4.1	3.7	+0.4
Dedicated Solutions	26.6	28.7	-2.0	1.6	2.7	-1.1	0.4	1.9	-1.5
ASEE Group TTL	84.5	80.6	+4.0	16.4	15.4	+1.0	11.1	10.6	+0.5

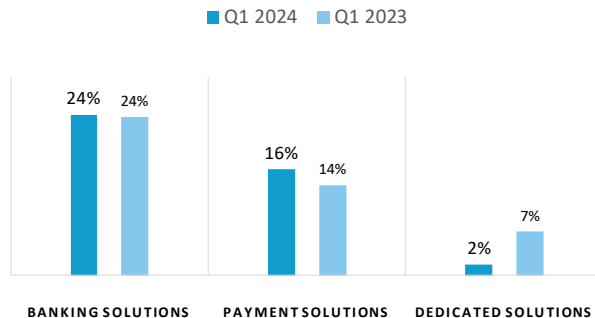
Revenue per BUs Q1 2024



EBIT per BUs Q1 2024

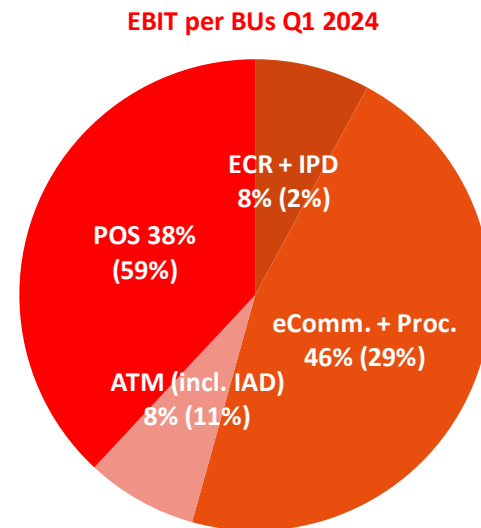


Profitability per BU



Q1'24 – eCommerce and Processing growth

mEUR	Revenue		
	Q1 2024	Q1 2023	Diff
ECR + IPD	3.4	2.9	+0.6
eComm. + Proc.	11.7	8.1	+3.7
ATM (incl. IAD)	7.8	6.0	+1.8
POS	18.2	19.6	-1.4
Payment	41.2	36.5	+4.6



Q1'24 – Turkey as biggest contributor to growth

mEUR	Revenue				EBIT			
	Q1 2024	Q1 2023	Diff	% Diff	Q1 2024	Q1 2023	Diff	% Diff
B&H	5.9	5.3	+0.6	+11%	0.6	0.9	-0.3	-31%
Croatia	13.0	11.1	+1.9	+17%	1.0	0.6	+0.3	+51%
Iberia	11.5	12.2	-0.7	-6%	1.6	1.4	+0.2	+12%
Latam	2.0	1.8	+0.2	+11%	0.2	0.1	+0.1	+92%
Macedonia	3.3	3.0	+0.4	+12%	0.5	0.4	+0.1	+15%
Romania	10.1	11.1	-1.0	-9%	-0.1	0.1	-0.1	
Serbia	22.7	24.0	-1.2	-5%	3.8	5.3	-1.4	-27%
Turkey	10.2	8.3	+1.9	+23%	2.5	1.0	+1.5	+158%
Central Europe	2.4	2.3	+0.1	+4%	0.4	0.4	-0.0	-0%
Other*	5.5	4.2	+1.2	+29%	0.7	0.5	+0.2	+39%
Eliminations	-2.0	-2.7	+0.7		-0.1	0.0	-0.0	
GASEE	84.5	80.6	+4.0	+5%	11.1	10.6	+0.5	+5%

*Other entities include: Albania, Bulgaria, Egypt, Kosovo, Montenegro, Slovenia



Liquidity

Net Cash position

mEUR	31 Mar'24	2023 YE	Diff
Cash and short term investments	60.4	72.0	-11.6
Lease liabilities	-10.7	-10.9	+0.2
Bank loans and credit lines	-20.9	-24.3	+3.4
Deferred and contingent payments for acquisitions (short-term)	-10.7	-12.6	+2.0
Net Cash	18.0	24.2	-6.1
Receivables and Prepayments	107.1	124.1	-17.0
Liabilities, Provisions and Deferred Income	-98.7	-135.0	+36.4
Inventory	17.7	22.5	-4.8
Operational Balance	44.2	35.7	+8.5

Cashflow

mEUR	Q1 2024 LTM	2023	2022
Operating cash flow*	61.3	70.3	52.5
infrastructure for outsourcing & own networks	-5.5	-5.5	-3.8
- Capitalized R&D	0.0	-0.1	-0.3
- M&A	-20.0	-18.2	-31.7
- Other CAPEX	-10.4	-9.8	-5.2
- Dividends for minority shareholders	-3.3	-2.4	-0.8
Free Cash Flow	22.0	34.2	10.7
Debt Increase	6.1	7.1	6.9
Debt Service	-14.6	-12.7	-12.1
Total Cash Flow	13.5	28.7	5.4
Oper CF/EBITDA**	86%	101%	93%
FCF/EBIT**	43%	72%	29%

*Excluding investment in outsourcing equipment presented in Inventory

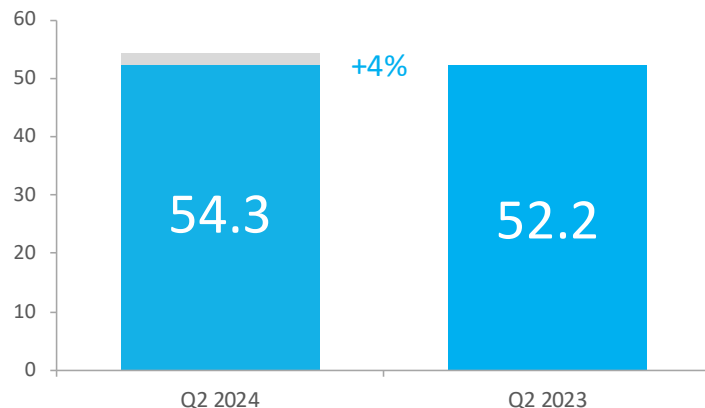
**Excluding hyperinflation impact



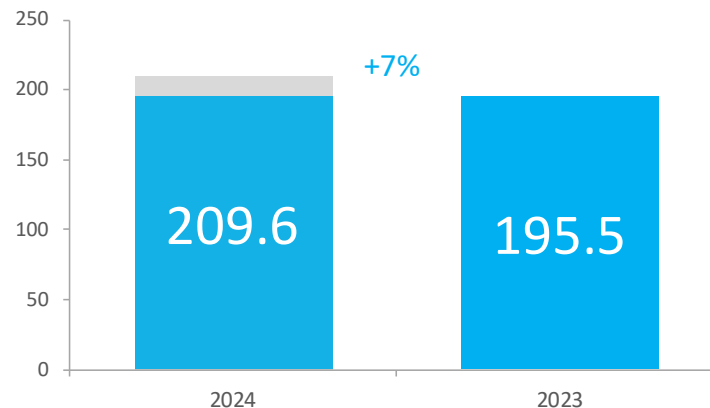
Outlook for 2024

ASEE + Payten

mEUR	Q2 2024	Q2 2023	% Diff
Revenues BL	73.0	73.1	-0%
Margin1 BL	54.3	52.2	+4%



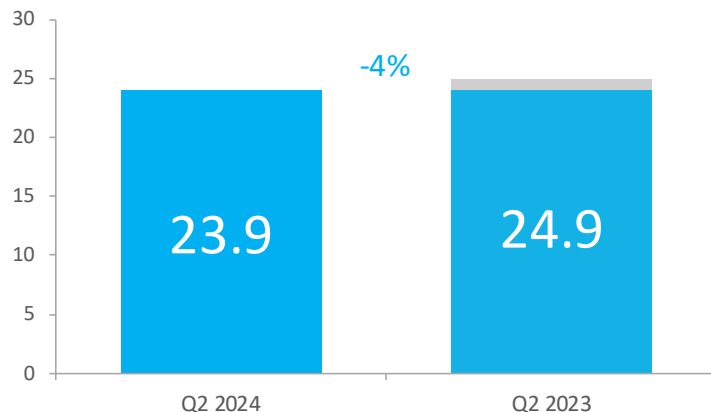
mEUR	2024	2023	% Diff
Revenues BL	279.5	273.0	+2%
Margin1 BL	209.6	195.5	+7%



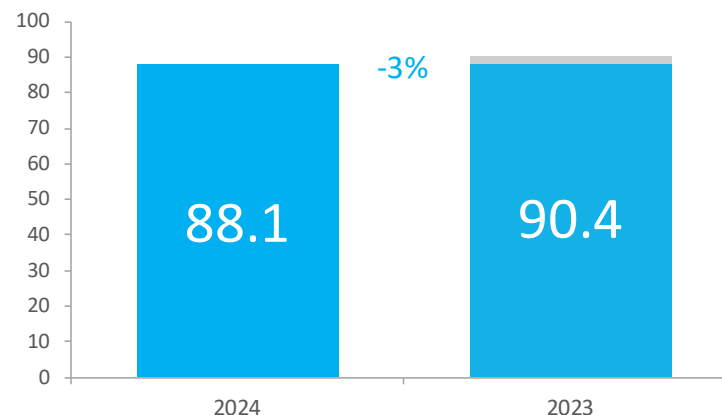
* backlog data from April 2024 and April 2023 respectively
backlog data excluding hyperinflation effect

ASEE – Banking and Dedicated Solutions

mEUR	Q2 2024	Q2 2023	% Diff
Revenues BL	36.5	32.8	+11%
Margin1 BL	23.9	24.9	-4%



mEUR	2024	2023	% Diff
Revenues BL	137.1	138.7	-1%
Margin1 BL	88.1	90.4	-3%



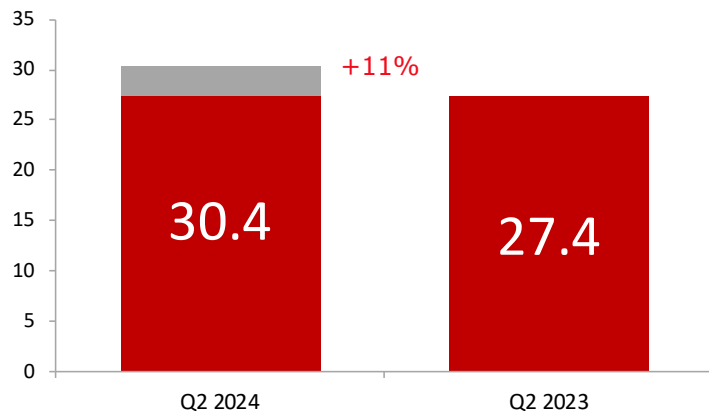
* backlog data from April 2024 and April 2023 respectively

backlog data excluding hyperinflation effect

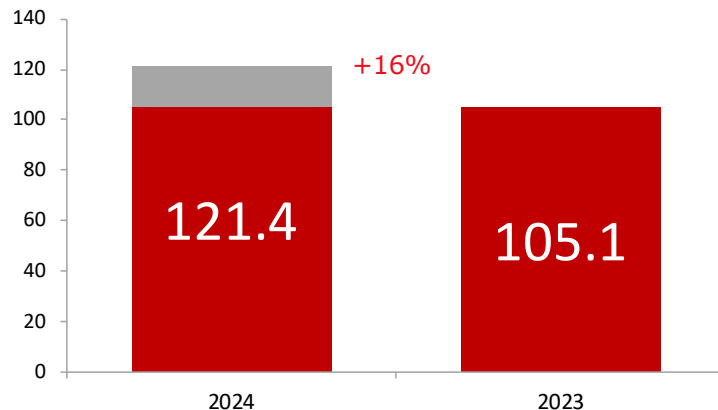
** big probability of further write-off in the amount of 1.3mE on telco project in Q2

Payten

mEUR	Q2 2024	Q2 2023	% Diff
Revenues BL	36.6	40.3	-9%
Margin1 BL	30.4	27.4	+11%




mEUR	2024	2023	% Diff
Revenues BL	142.4	134.2	+6%
Margin1 BL	121.4	105.1	+16%



* backlog data from April 2024 and April 2023 respectively
backlog data excluding hyperinflation effect

Legal disclaimer

The content presented in this presentation is subject to copyright protection and has the ownership title. Texts, graphics, photographs, sound, animations and videos as well as their distribution in the presentation are protected under the Copyright and related rights Law. Unauthorized use of any material contained in the presentation herein may constitute an infringement of copyright, trademark or other laws. The materials in this presentation may not be modified, copied, publicly presented, executed, distributed or used for any other public or commercial purposes, unless the Board of Asseco South Eastern Europe S.A. gives consent in writing. Copying for any purpose, including commercial use, distribution, modification or acquisition of the contents of this presentation by third parties is prohibited. Moreover, this presentation may contain reference to third-party offers and services. Terms of use for such offers and services are defined by these entities.

Asseco South Eastern Europe S.A. assumes no responsibility for the conditions, contents and effects of the use of offers and services of these entities. The data and information contained in this presentation are for information purposes only. Presentation was prepared with the use of  company products.

The name and logo of Asseco are registered trademarks by Asseco South Eastern Europe S.A. parent company – Asseco Poland S.A. and cannot be used without prior express consent.

Thank you

<http://asee.io>

